

E-2510AAB 5R

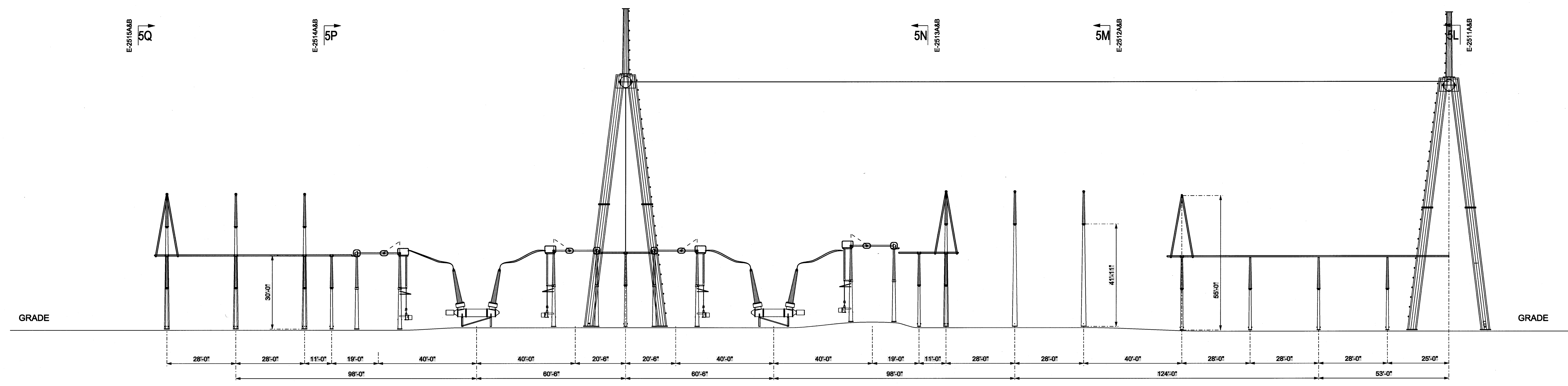
E-2516AAB 5Q

E-2514AAB 5P

E-2513AAB 5N

E-2512AAB 5M

E-2511AAB 5L



E-2510AAB 5R

E-2516AAB 5Q

E-2514AAB 5P

E-2513AAB 5N

E-2512AAB 5M

E-2511AAB 5L

E-2510AAB 5R

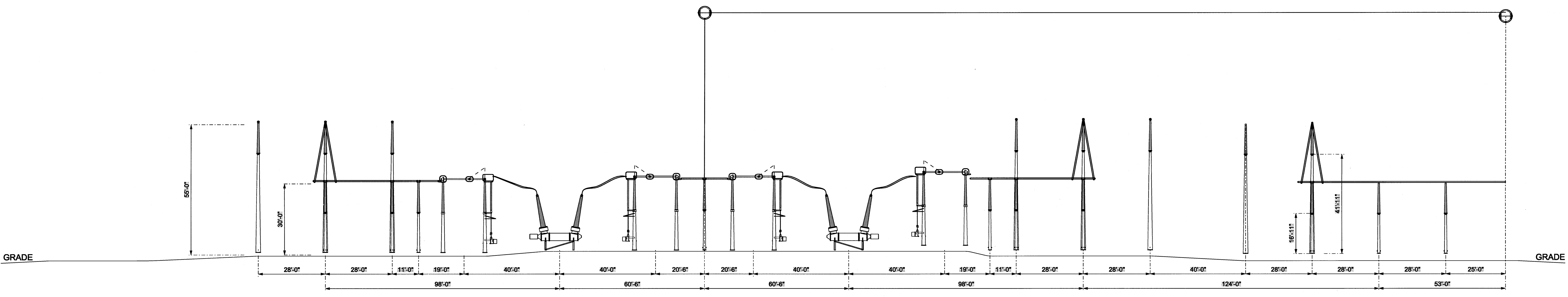
E-2516AAB 5Q

E-2514AAB 5P

E-2513AAB 5N

E-2512AAB 5M

E-2511AAB 5L



E-2510AAB 5R

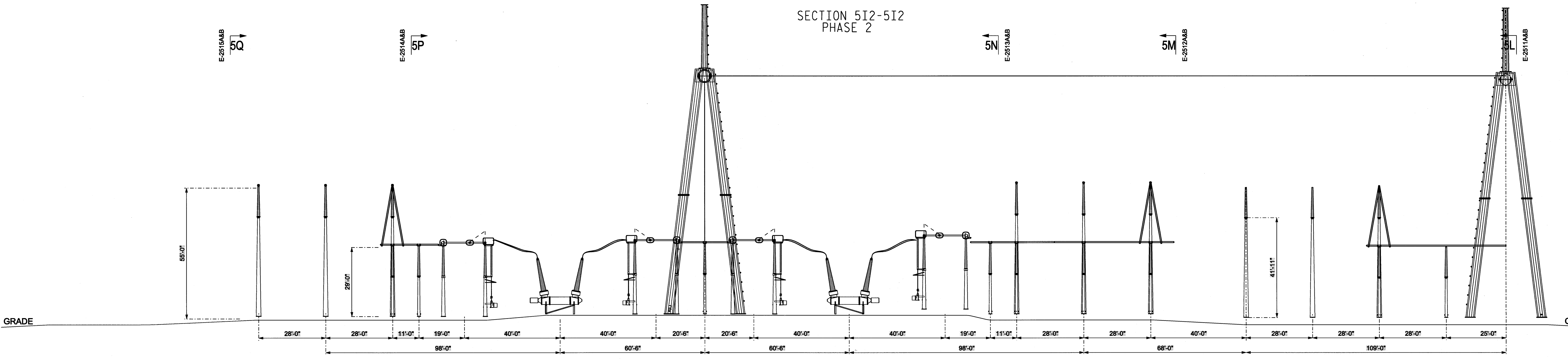
E-2516AAB 5Q

E-2514AAB 5P

E-2513AAB 5N

E-2512AAB 5M

E-2511AAB 5L



E-2510AAB 5R

E-2516AAB 5Q

E-2514AAB 5P

E-2513AAB 5N

E-2512AAB 5M

E-2511AAB 5L

CONCEPTUAL

ISSUE #	NO	DATE	REVISION DESCRIPTION	APP
OLD DWG #:			STD DWG #:	
<small>THIS DRAWING IS THE PROPERTY OF PATH TRANSMISSION COMPANY, LLC AND IS LOANED UPON CONDITION THAT IT IS NOT TO BE REPRODUCED OR COPIED, IN WHOLE OR IN PART, OR USED FOR PUBLISHING INFORMATION TO ANY PERSON WITHOUT THE WRITTEN CONSENT OF THE PATH TRANSMISSION COMPANY, LLC. IT IS TO BE RETURNED TO THE COMPANY UPON REQUEST.</small>				
PATH ALLEGHENY				
KEMPTOWN STATION				
MONROVIA				MARYLAND
500KV ELECTRICAL ASSEMBLY SECTIONS "5I1-5I1", "5I2-5I2", "5I3-5I3"				
DWG. NO.	E-2508			
WORK:	STATION PROJECTS ENGINEERING			
SCALE: 1" = 20'	APPROVED BY: _____ DATE: 10/01/09			
DR: DPM				
CH:				
ENG:				
DATE: 10/01/09	1 RIVERSIDE PLAZA COLUMBUS, OH 43215			R E F C2

